



Objective

The student will identify synonyms.



Materials

- ▶ Bingo cards (Activity Master V.001.AM1a - V.001.AM1b)
Each card has different synonyms.
- ▶ Synonym cards (Activity Master V.001.AM2a - V.001.AM2d)
- ▶ Counters



Activity

Students match synonyms by playing a bingo-type game.

1. Place the synonym cards face down in a stack. Provide each student with a different bingo card and counters.
2. Taking turns, students select the top card and read the word (e.g., under).
3. Look for the matching synonym on the bingo card (i.e., below). If there is a match, place a counter on that synonym and place card in a discard pile. If there is no match, return card to the bottom of the stack.
4. Continue until one card is covered with counters and a student says "Synonym Bingo!"
5. Peer evaluation

Synonym Bingo!			
below	gift	thin	error
brave	allow	stop	●
try	●	pair	right
put	●	huge	near

"The words 'under' and 'below' are synonyms."

under



Extensions and Adaptations

- ▶ Make other bingo cards (Activity Master V.001.AM3) and synonym cards (Activity Master V.001.AM4) with different words.

Vocabulary

Synonym Bingo!

V.001.AM1a

Synonym Bingo!			
every	ill	shout	close
agree	heal	late	finish
locate	mend	fragile	often
go	own	help	build



Synonym Bingo!			
below	gift	thin	error
brave	allow	stop	want
try	begin	pair	right
put	hide	huge	near



Vocabulary

Synonym Bingo!

V.001.AM2a

all

sick

yell

shut

consent

cure

tardy

complete

synonym cards



Vocabulary

V.001.AM2b

Synonym Bingo!

find

fix

breakable

frequent

leave

possess

assist

construct

synonym cards



Vocabulary

Synonym Bingo!

V.001.AM2c

start

couple

place

correct

conceal

mistake

courageous

permit

synonym cards



Vocabulary

V.001.AM2d

Synonym Bingo!

end

close by

desire

immense

slender

present

under

attempt

synonym cards



Bingo!			



Vocabulary

V.001.AM4

Synonym Bingo!

blank cards





Antonym Dominoes



Objective

The student will identify antonyms.



Materials

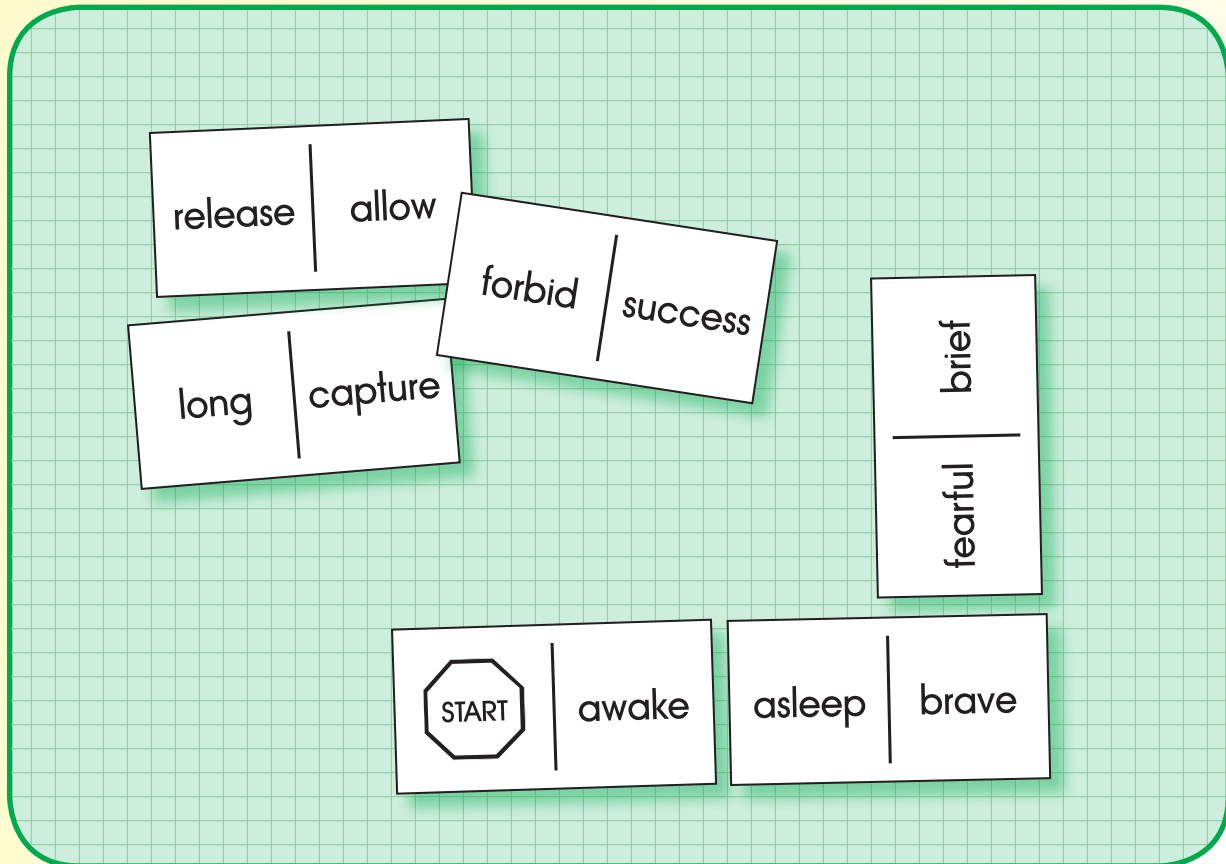
- ▶ Antonym domino cards (Activity Master V.002.AM1a - V.002.AM1b)



Activity

Students match antonyms by playing a domino game.

1. Scatter antonym domino cards face up on a flat surface.
2. Taking turns, student one places the START domino on the table, and reads the word on the other end of the domino (i.e., awake).
3. Looks for a domino with an antonym (i.e., asleep). Connects it to the domino.
4. Student two reads the word on the other side of the domino (i.e., brave), finds the domino with a matching antonym (i.e., fearful), and reads the word. Connects it to the domino.
5. Continue until all the dominoes are connected.
6. Peer evaluation



Extensions and Adaptations

- ▶ Use synonym dominoes (Activity Master V.002.AM2a - V.002.AM2b).
- ▶ Make other dominoes (Activity Master V.002.AM3).

Vocabulary

V.002.AM1a

Antonym Dominoes

long	capture	START	awake
release	allow	asleep	brave
forbid	success	fearful	brief




START/awake, asleep/brave, fearful/brief, long/capture, release/allow, forbid/success

Vocabulary

Antonym Dominoes

V.002.AM1b

failure	answer
question	argue
agree	plus
minus	rude
polite	hero
coward	



failure/answer, question/argue, agree/plus, minus/rude, polite/hero, coward/STOP

Vocabulary

V.002.AM2a

Antonym Dominoes - Adaptation (Synonyms)

<div>START</div> <div>anger</div>	<div>rage</div> <div>surprise</div>	<div>astonish</div> <div>one</div>
<div>single</div> <div>hide</div>	<div>conceal</div> <div>wealth</div>	<div>riches</div> <div>pardon</div>

START/anger, rage/surprise, astonish/one, single/hide, conceal/wealth, riches/pardon

Vocabulary

Antonym Dominoes - Adaptation (Synonyms)

V.002.AM2b

supply	forgive
vacant	provide
turn	empty
terrify	revolve
write	frighten
STOP	record



forgive/supply, provide/vacant, empty/turn, revolve/terrify, frighten/write, record/STOP

Vocabulary

V.002.AM3

Antonym Dominoes

<div>_____</div> <div>START</div>	<div>STOP</div> <div>_____</div>	<div>_____</div>
<div>_____</div>	<div>_____</div>	<div>_____</div>



blank dominoes



Antonym Concentration



Objective

The student will identify antonyms.



Materials

- ▶ Antonym cards (Activity Master V.003.AM1a - V.003.AM1c)



Activity

Students match antonyms by playing a memory game.

1. Place the antonym cards face down in rows on a flat surface.
2. Taking turns, students select two cards and read them.
3. Determine if cards match by being antonyms (e.g., appear, vanish). If there is a match, pick up cards and place to the side. If cards do not match, return them to their original places.
4. Continue until all matches are made.
5. Peer evaluation

	appear			
			vanish	



Extensions and Adaptations

- ▶ Make other antonym cards (Activity Master V.001.AM4).
- ▶ Use synonym cards (Activity Master V.003.AM2a - V.003.AM2c).

problem

solution

strong

weak

vanish

appear

show

hide



Vocabulary

Antonym Concentration

V.003.AM1b

raw

cooked

seldom

often

unique

common

vacant

full

antonym cards



deep

shallow

complex

simple

fresh

stale

create

destroy



Vocabulary

Antonym Concentration - Adaptation (Synonyms)

V.003.AM2a

careful

cautious

decrease

lessen

mistake

error

hurry

rush

synonym cards



Vocabulary

V.003.AM2b

Antonym Concentration - Adaptation (Synonyms)

work

labor

ornament

decoration

answer

solution

pain

ache

synonym cards



Vocabulary

Antonym Concentration - Adaptation (Synonyms)

V.003.AM2c

bother

annoy

need

require

leave

depart

faithful

loyal

synonym cards





Objective

The student will produce synonyms and antonyms.



Materials

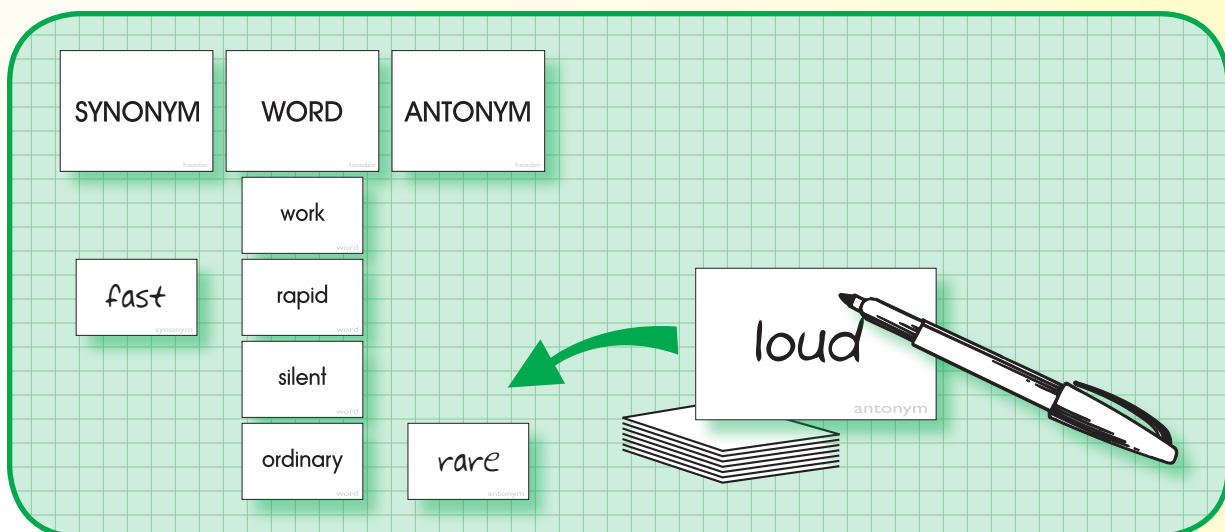
- ▶ Header cards (Activity Master V.004.AM1)
- ▶ Word cards (Activity Master V.004.AM2)
- ▶ Blank synonym and antonym cards (Activity Master V.004.AM3a - V.004.AM3b)
Laminate.
- ▶ Vis-à-Vis® markers



Activity

Students write synonyms and antonyms to match words by playing a game.

1. Place header cards face up in a row in the following order: SYNONYM, WORD, ANTONYM. Place word cards face up in a column under the WORD header card. Mix the blank synonym and antonym cards and place face down in a stack.
2. Taking turns, student one selects the top card from the stack and reads the designation at the bottom (e.g., antonym).
3. Chooses one of the words in the word column without telling partner (e.g., silent).
4. Writes synonym or antonym, as designated on card, that corresponds to the chosen word (e.g., loud).
5. Hands card to student two who reads the word written on the card, determines which word it corresponds to, and places it beside the word (i.e., under the ANTONYM header and next to the word *silent*).
6. Reverse roles and continue until all words have both a synonym and an antonym.
7. Peer evaluation



Extensions and Adaptations

- ▶ Record synonyms and antonyms next to the words on student sheet (Activity Master V.004.SS1).
- ▶ Write synonyms and antonyms of target words (Activity Master V.004.SS2).

Vocabulary

Synonym-Antonym Creations

V.004.AMI

SYNONYM

header

ANTONYM

header

WORD

header

header

header cards



Vocabulary

V.004.AM2

Synonym-Antonym Creations

work

word

rapid

word

silent

word

ordinary

word

powerful

word

rich

word

difficult

word

delete

word

word cards



Vocabulary

Synonym-Antonym Creations

V.004.AM3a

synonym

synonym

synonym

synonym

synonym

synonym

synonym

synonym

blank synonym cards



Vocabulary

V.004.AM3b

Synonym-Antonym Creations

antonym

antonym

antonym

antonym

antonym

antonym

antonym

antonym

blank antonym cards



Name _____

Synonym-Antonym Creations

V.004.SSI

SYNONYM	WORD	ANTONYM
	work	
	rapid	
	silent	
	ordinary	
	powerful	
	rich	
	difficult	
	delete	

Name _____

V.004.SS2

Synonym-Antonym Creations

SYNONYM	WORD	ANTONYM



Homograph Hook



Objective

The student will identify the meaning of homographs.



Materials

- ▶ Homograph cards (Activity Master V.005.AM1)
- ▶ Meaning cards (Activity Master V.005.AM2a - V.005.AM2b)
- ▶ Student sheets (Activity Master V.005.SS1a - V.005.SS1b)
There are two different student sheets.
- ▶ Pencils



Activity

Students match homographs with their corresponding meanings by playing a sorting game.

1. Place homograph cards face up in a column. Place meaning cards face down in a stack. Provide each student with a different student sheet.
2. Taking turns, students select the top meaning card from the stack and read it (e.g., inside of a hand).
3. Read the words in the column and determine which word best matches the meaning (i.e., palm).
4. Place the meaning card to one side of the homograph card. Reread the homograph and meaning.
5. Continue until each homograph has a meaning card on both sides (i.e., inside of a hand and a type of tree).
6. Complete student sheets by writing sentences to match identified meanings.
7. Teacher evaluation

Homograph Hook	
Homograph	Two sentences showing two different meanings
bill	A duck has an orange bill.
palm	I scraped my palm when I fell off my bike.
counter	
match	



Extensions and Adaptations

- ▶ Make new homograph and meaning cards (Activity Master V.001.AM4).
- ▶ Select four other homographs and write corresponding sentences (Activity Master V.005.SS2).
- ▶ Use cards to play a memory game that matches a homograph to its two meanings.

bill

homograph

counter

homograph

palm

homograph

match

homograph

tire

homograph

well

homograph

stable

homograph

pupil

homograph



Vocabulary

Homograph Hook

V.005.AM2a

beak

record of
money
owed

one who
counts

long flat
surface in a
kitchen

a type
of tree

inside of
a hand

equal

stick to
light fires

meaning cards



Vocabulary

V.005.AM2b

Homograph Hook

need rest

rubber
around
a wheel

satisfactory

a hole dug
for water

building
for horses

unchanging

student

part of
the eye

meaning cards



Name _____

Homograph Hook

V.005.SS1a

Homograph	Two sentences showing two different meanings
bill	
palm	
counter	
match	

Name _____

V.005.SS1b

Homograph Hook

Homograph	Two sentences showing two different meanings
tire	
well	
stable	
pupil	

Name _____

Homograph Hook

V.005.SS2

Homograph	Two sentences showing two different meanings



Vocabulary

V.006

Word Knowledge

Homograph Hoorah!



Objective

The student will identify the meaning of homographs.



Materials

- ▶ Homograph meaning cards (Activity Master V.006.AM1a - V.006.AM1c)
- ▶ Student sheets (Activity Master V.006.SS1a - V.006.SS1b)
There are two different student sheets.
- ▶ Pencils



Activity


Students read two meanings and write a matching homograph.

1. Place homograph meaning cards face down in a stack. Provide each student with a different student sheet.
2. Taking turns, students select a card from the stack and read it (e.g., ribbon decoration for a gift and used to launch arrows).
3. Look for meanings on student sheet. If found, write homograph in the corresponding column on the student sheet (i.e., bow). Trace over corresponding letter in the word HOMOGRAPH found in the left column.
4. If meanings are not found, place meaning card at the bottom of the stack.
5. Continue activity until all meanings on student sheets are found.
6. Teacher evaluation

"The two meanings on my card say 'ribbon decoration for gift' and 'used to launch arrows.' The word 'bow' is the homograph!"

1. ribbon decoration for gift
2. used to launch arrows

homograph meanings



Name _____

V.006.SS1a Homograph Hoorah!

Homograph Hoorah! #1

	HOMOGRAPH	MEANINGS
H	bow	1. ribbon decoration for gift 2. used to launch arrows
O		1. container for pouring liquid 2. baseball player position
M		1. space around a house 2. 36 inches
O		1. land along a river 2. where you keep money
G		1. round 2. game with a knock over 10 pins
R		1. speedy 2. go without food
A		1. large bird that quacks 2. bend down suddenly
P		1. conceal; keep out of sight 2. animal skin
H		1. belonging to me 2. hole made in the earth to get ores



Extensions and Adaptations

- ▶ Make other homograph meaning cards (Activity Master V.006.AM2) and complete student sheets (Activity Master V.006.SS2).
- ▶ Write sentences using homographs. Partner reads the sentences, identifies the homograph, and tells the meaning.

Vocabulary

Homograph Hoorah!

V.006.AM1a

1. ribbon decoration for gift
2. used to launch arrows

homograph meanings

1. container for pouring liquid
2. baseball player position

homograph meanings

1. space around a house
2. 36 inches

homograph meanings

1. land along a river
2. place where you keep money

homograph meanings

1. rounded dish
2. game with a ball to knock over 10 pins

homograph meanings

1. speedy
2. go without food

homograph meanings

answers: bow, pitcher, yard, bank, bowl, fast



1. large bird that quacks
2. bend down suddenly

homograph meanings

1. conceal; keep out of sight
2. animal skin

homograph meanings

1. belonging to me
2. hole made in the earth to get ores

homograph meanings

1. opposite of right
2. did leave

homograph meanings

1. fail to hit
2. unmarried girl or woman

homograph meanings

1. not cooked much
2. unusual

homograph meanings

answers: duck, hide, mine, left, miss, rare



Vocabulary

Homograph Hoorah!

V.006.AM1c

1. instrument for locking and unlocking
2. low island

homograph meanings

1. circle
2. bell sound

homograph meanings

1. did see
2. tool for cutting

homograph meanings

1. sleep; nap
2. what is left

homograph meanings

1. small piece
2. tool for drilling

homograph meanings

1. not dark
2. not heavy

homograph meanings

answers: key, ring, saw, rest, bit, light



Name _____

V.006.SS1a

Homograph Hoorah!

Homograph Hoorah! #1

	HOMOGRAPH	MEANINGS
H		1. ribbon decoration for gift 2. used to launch arrows
O		1. container for pouring liquid 2. baseball player position
M		1. space around a house 2. 36 inches
O		1. land along a river 2. place where you keep money
G		1. rounded dish 2. game with a ball to knock over 10 pins
R		1. speedy 2. go without food
A		1. large bird that quacks 2. bend down suddenly
P		1. conceal; keep out of sight 2. animal skin
H		1. belonging to me 2. hole made in the earth to get ores

Name _____

Homograph Hoorah!

V.006.SS1b

Homograph Hoorah! #2

	HOMOGRAPH	MEANINGS
H		1. opposite of right 2. did leave
O		1. fail to hit 2. unmarried girl or woman
M		1. not cooked much 2. unusual
O		1. instrument for locking and unlocking 2. low island
G		1. circle 2. bell sound
R		1. did see 2. tool for cutting
A		1. sleep; nap 2. what is left
P		1. small piece 2. tool for drilling
H		1. not dark 2. not heavy

Vocabulary

V.006.AM2

Homograph Hoorah!

1. _____

2. _____

homograph meanings

1. _____

2. _____

homograph meanings

1. _____

2. _____

homograph meanings

1. _____

2. _____

homograph meanings

1. _____

2. _____

homograph meanings

1. _____

2. _____

homograph meanings

blank meaning cards



Name _____

Homograph Hoorah!

V.006.SS2

Homograph Hoorah!

	HOMOGRAPH	MEANINGS
H		1. _____ 2. _____
O		1. _____ 2. _____
M		1. _____ 2. _____
O		1. _____ 2. _____
G		1. _____ 2. _____
R		1. _____ 2. _____
A		1. _____ 2. _____
P		1. _____ 2. _____
H		1. _____ 2. _____

**Objective**

The student will identify the meaning of homophones.

**Materials**

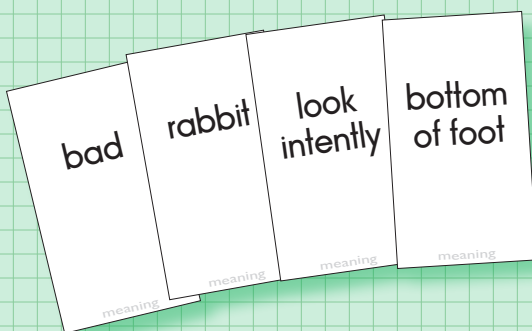
- ▶ Homophone and meaning cards (Activity Master V.007.AM1a - V.007.AM1g)

**Activity**

Students match homophones with their meanings by playing a card game.

1. Place the homophone and meaning cards face down in two different stacks. Student one selects the top five cards from the homophone stack. Student two selects the top five cards from the meaning stack.
2. Student one asks student two for a matching meaning card for one of his homophone cards. For example, "I have *chilly*, c-h-i-l-l-y, do you have a meaning card that matches?"
3. If yes, student two gives the meaning card to student one who reads both (i.e., chilly, cold). Places match down. Both students select the top card from their respective stacks. If no, student two takes a turn.
4. Student two asks student one for a homophone that matches one of her meaning cards. For example, "I'm looking for a word that means *two of a kind*. Do you have the matching homophone?"
5. Continue game until all cards are matched. Discuss homophones and regroup cards by pairs of homophones and their meanings (e.g., chilly, cold and chili, hot pepper).
6. Peer evaluation

"I have 'chilly' which is spelled c-h-i-l-l-y. It means cold."

**Extensions and Adaptations**

- ▶ Make other homophone and meaning cards to play game (Activity Master V.007.AM2).
- ▶ Match homophones in a memory game.

Vocabulary

Homophone Go Fish

V.007.AM1a

bury	berry	chilly
homophone	homophone	homophone
put in ground	fruit	cold
meaning	meaning	meaning



homophone and meaning cards

<p>chili</p> <p>homophone</p>	<p>foul</p> <p>homophone</p>	<p>fowl</p> <p>homophone</p>
<p>hot pepper</p> <p>meaning</p>	<p>bad</p> <p>meaning</p>	<p>bird (chicken)</p> <p>meaning</p>



Vocabulary

Homophone Go Fish

V.007.AM1c

<p>pail</p> <p>homophone</p>	<p>pale</p> <p>homophone</p>	<p>flour</p> <p>homophone</p>
<p>bucket</p> <p>meaning</p>	<p>light (white)</p> <p>meaning</p>	<p>ground up grain</p> <p>meaning</p>



homophone and meaning cards

<p>flower</p> <p>homophone</p>	<p>stair</p> <p>homophone</p>	<p>stare</p> <p>homophone</p>
<p>blossom</p> <p>meaning</p>	<p>step</p> <p>meaning</p>	<p>look intently</p> <p>meaning</p>



Vocabulary

Homophone Go Fish

V.007.AM1e

<p>brake</p> <p>homophone</p>	<p>break</p> <p>homophone</p>	<p>hair</p> <p>homophone</p>
<p>to stop</p> <p>meaning</p>	<p>smash into pieces</p> <p>meaning</p>	<p>grows on head</p> <p>meaning</p>



homophone and meaning cards

<p>hare</p> <p>homophone</p>	<p>heal</p> <p>homophone</p>	<p>heel</p> <p>homophone</p>
<p>rabbit</p> <p>meaning</p>	<p>make well</p> <p>meaning</p>	<p>bottom of foot</p> <p>meaning</p>



Vocabulary

Homophone Go Fish

V.007.AM Ig

toe

homophone

tow

homophone

digit
on foot

meaning

pull

meaning

meaning



homophone and meaning cards

homophone	homophone	homophone
meaning	meaning	meaning



blank homophone and meaning cards



Homophone Puzzle



Objective

The student will produce homophones based on meaning.



Materials

- ▶ Homophone clue cards (Activity Master V.008.AM1a - V.008.AM1c)
- ▶ Homophone puzzle student sheet (Activity Master V.008.SS1)
Copy on card stock and laminate.
- ▶ Vis-à-Vis® markers
- ▶ Answer key (Activity Master V.008.AM2)
An answer key is provided for optional use.


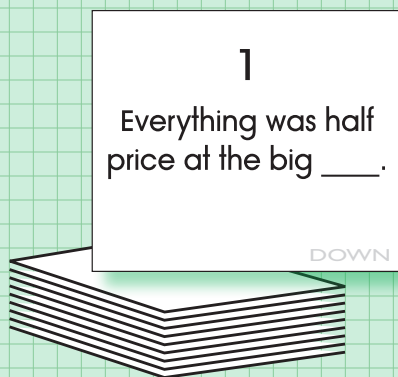


Activity

Students write homophones in a crossword puzzle by solving clues.

1. Place the homophone clue cards face down in a stack. Provide students with markers and one homophone puzzle.
2. Taking turns, students select a homophone clue card and read the clue. For example, "Everything was half price at the big ____."
3. Determine the correct homophone, say, spell, and write it in the corresponding boxes (i.e., sale, s-a-l-e).
4. Continue until all the boxes are filled.
5. Peer evaluation

"The homophone that completes the sentence is 'sale.' s-a-l-e. I'll write it in the spaces at one down."



Extensions and Adaptations

- ▶ Use homophone clues and word bank and complete puzzle individually (Activity Master V.008.SS2).
- ▶ Make other homophone or word puzzles. Note: There are many free puzzle makers available online.

Vocabulary

V.008.AM1a

Homophone Puzzle

1

What is the ____ of
53 and 64?

ACROSS

4

He put a white,
canvas ____ on the
boat to make it go.

ACROSS

5

I went ____ the
baseball game.

ACROSS

7

What ____ you like
to eat for lunch?

ACROSS

9

Please ____ your
name on the top of
the page.

ACROSS

11

After his injury, he
was too ____ to lift
the furniture.

ACROSS

homophone clue cards



Vocabulary

Homophone Puzzle

V.008.AM1b

12

Cinderella is a popular fairy _____.

ACROSS

13

One half of four is _____.

ACROSS

14

We drove down a long and winding _____.

ACROSS

15

The colors of the American flag are _____, white, and blue.

ACROSS

1

Everything was half price at the big _____.

DOWN

2

The dog was wagging his _____ because he was happy.

DOWN

homophone clue cards



Vocabulary

V.008.AM1c

Homophone Puzzle

3

He _____ the boat
with two oars
yesterday.

DOWN

6

He didn't miss any
questions; he got
them all _____.

DOWN

8

If you can't drink all
of it, drink _____.

DOWN

9

There are seven
days in a _____.

DOWN

10

The teacher _____
the book to the
whole class.

DOWN

11

He chopped _____
for the fire.

DOWN


homophone clue cards



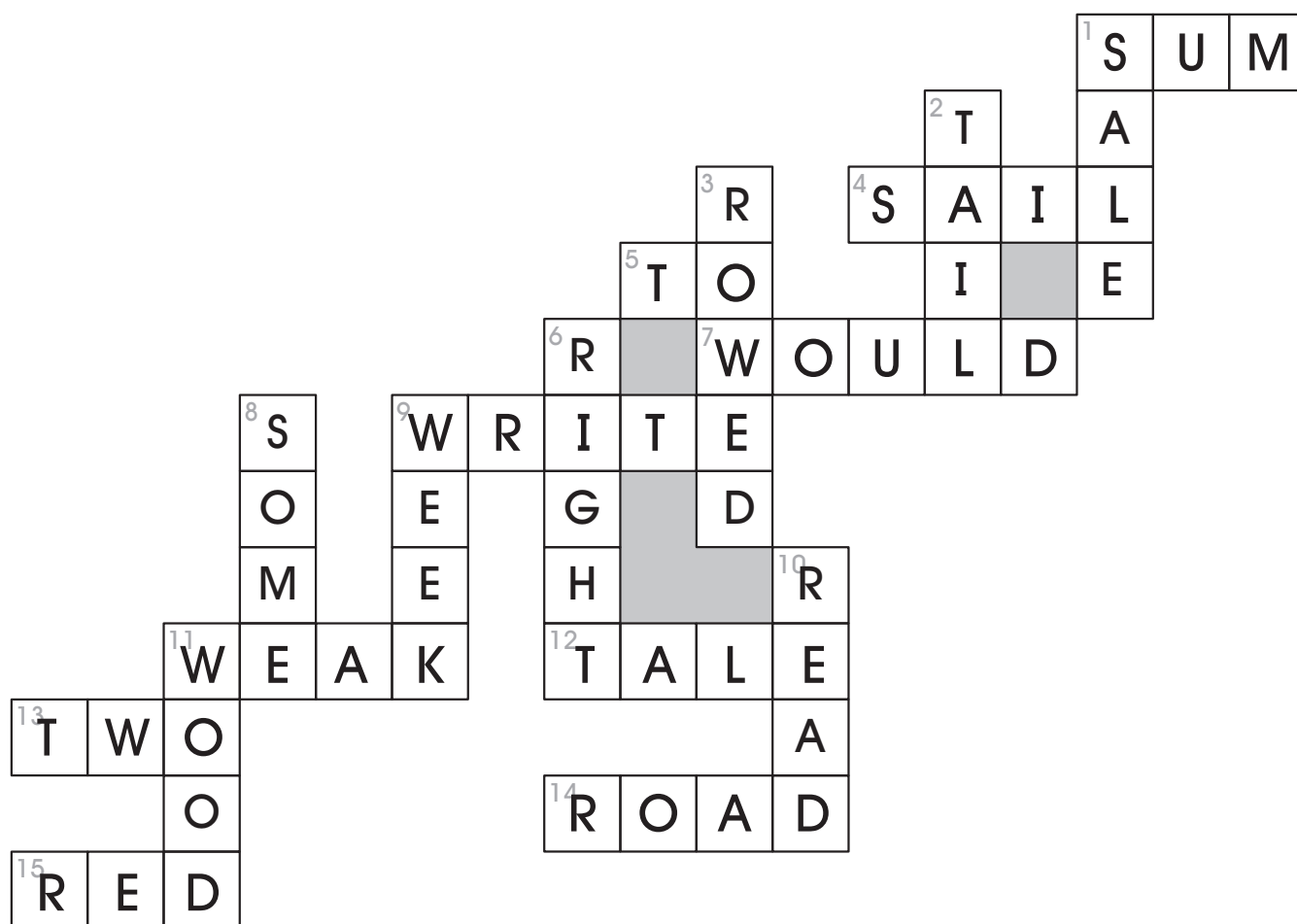
Name _____

Homophone Puzzle

V.008.SSI



Homophone Puzzle Answer Key




Name _____

Homophone Puzzle

V.008.SS2

Homophone Puzzle



ACROSS

1. What is the ____ of 53 and 64?
4. He put a white, canvas ____ on the boat to make it go.
5. I went ____ the baseball game.
7. What ____ you like to eat for lunch?
9. Please ____ your name on the top of the page.
11. After his injury, he was too ____ to lift the furniture.
12. Cinderella is a popular fairy ____.
13. One half of four is ____.
14. We drove down a long and winding ____.
15. The colors of the American flag are ____, white, and blue.

DOWN

1. Everything was half price at the big ____.
2. The dog was wagging his ____ because he was happy.
3. He ____ the boat with two oars yesterday.
6. He didn't miss any questions; he got them all ____.
8. If you can't drink all of it, drink ____.
9. There are seven days in a ____.
10. The teacher ____ the book to the whole class.
11. He chopped ____ for the fire.

HOMOPHONE WORD BANK

sale
road
week
tail
would

read
sail
some
to
right

wood
red
rowed
tale

two
sum
write
weak